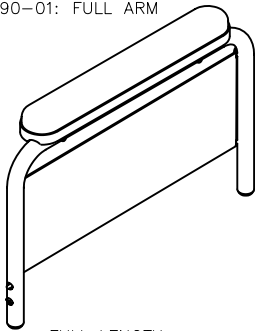


200 X 50 CASTOR ASSEMBLY:
INCLUDES WHEEL, FORK AND AXLE


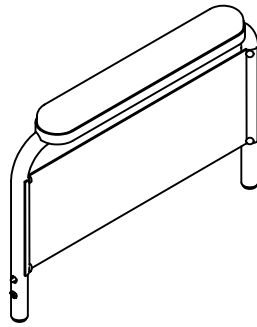
Z13410-01

RHS ARMRESTS:
Z13590-01: FULL ARM

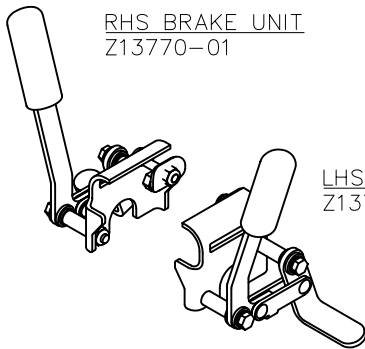


FULL LENGTH
ARMS SHOWN

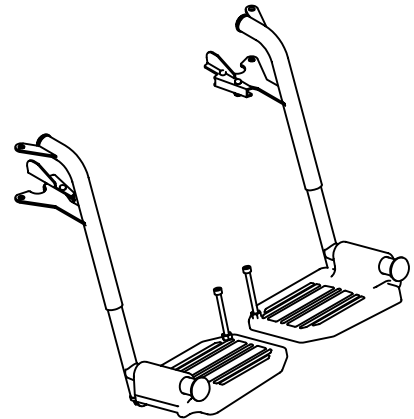
LHS ARMRESTS:
Z13540-01: FULL ARM



RHS BRAKE UNIT
Z13770-01




LHS BRAKE:
Z13720-01



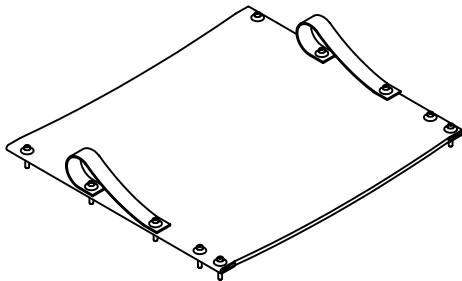
LEG RESTS: (PAIR)
HDSF (FOR 26" - 30" CHAIRS)

ELEVATING LEG RESTS:
(PAIR)
HDELR (FOR 26" - 30" CHAIRS)



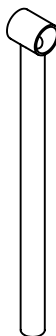
24" MAG WHEEL
ASSEMBLY
INCLUDES WHEEL, HANDRIM
AND SOLID TYRE

Z13450-01MG: FOR 26" - 30" CHAIRS

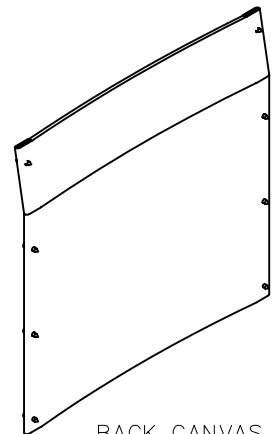


SEAT CANVAS
ASSEMBLY:

Z13226-01: 26" WIDTH
Z13228-01: 28" WIDTH
Z13230-01: 30" WIDTH



Z13022HD-01:
INNER DOWN TUBE



BACK CANVAS
ASSEMBLY:

Z13276-01: 26" WIDTH
Z13278-01: 28" WIDTH
Z13280-01: 30" WIDTH

NOTE: PARTS SHOWN FOR IDENTIFICATION PURPOSES ONLY - ACTUAL PART MAY DIFFER FROM THAT SHOWN
ONLY COMMONLY USED PARTS SHOWN. CONTACT DRIVE MEDICAL FOR OTHER PARTS.

driveTM

Ainley's Industrial Estate, Elland HX5 9JP
T: +44 (0) 1422 314488
E: enquiries@drivemedical.co.uk
W: www.drivemedical.co.uk/technical

TITLE:

SENTRA 26" - 30"
PARTS CATALOGUE

DATE: 22/08/11

SHEET No: 1 of 1

DRAWN: PMK

CHECKED:

REVISION No: -

SCALE: NTS

DWG No: SENTRA